




# Facilitating the Elementary to Middle School Transition

Presented to Ipswich PS SEPAC  
Jackie Potter, MS Program Manager  
Dr. Beverly Hegedus, PPS Director





# General Differences between Elementary and Middle School

- School Hours 7:45 to 2:21 (1:17 on Thursdays)
  - LOCKERS
  - Elementary Schools merge
  - Transitions among classes
    - Humanities (Reading, Writing, Geography)
    - Math
    - Science
    - Two Related Arts classes per day
  - Trimesters
- 



## **Transition Plans Begin in Grade 5**

- 
- 
- Observations at the elementary level by middle school staff
  - Participation in elementary IEP meetings
  - At times, having middle school staff participate in re-evaluations that come due during grade 5
  - Transition Meetings with families are held every spring
  - The service delivery grid may be amended to account for the transition to middle school



# Other Transition Activities

## Small Group Visits

- Special education students visit the middle school
- Middle School student “ambassadors” visit the elementary schools


## School Counseling

- Guidance transition meetings with counselors

## Consultations

- 5th and 6th grade teacher:teacher consultations

## Tours/Locker Night

- General Education Move Up Day
  - Locker Night
  - Other Visit
- 



# What to Expect



## **Time**

Teaching blocks may be different length of time



## **Co-teaching**

Co-teaching supports may deliver same services in a manner that appears different





## **Communication**

Communication will be important--let us know what worries you (e.g. locker combinations, keeping track of assignments, navigating Google Classroom)



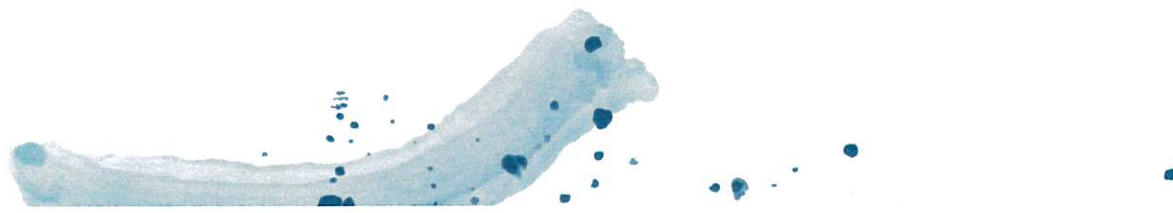
## What supports are available?

- 
- 
- Participating in two-way dialogue with the new Team
  - Developing a relationship with the new liaison
  - Utilizing the Meeting Survey to make suggestions about needs



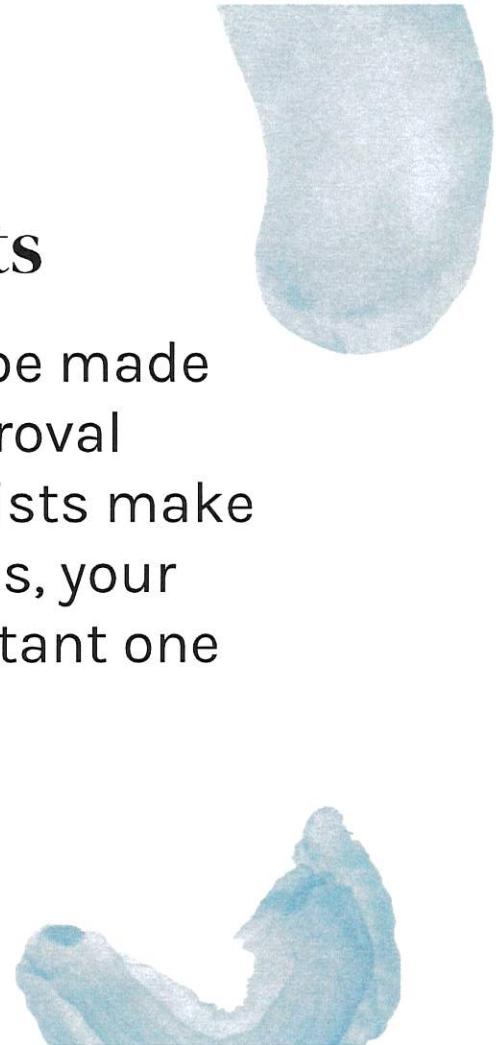
# Procedural Supports



- Asking for clarification
  - Ensuring that you understand how progress is monitored
  - Requesting an additional discussion
  - Exercising your voice directly
  - Invoking “Stay Put”
  - Setting intermediate progress evaluation dates
- 



## Your Voice Counts

- No changes can be made without your approval
  - Although specialists make recommendations, your voice is an important one in meetings!
- 





# Thank You!

Does anyone have any questions?

Contact Jackie Potter at [jpotter@ipsk12.net](mailto:jpotter@ipsk12.net) or  
Dr .Beverly Hegedus at [bhegedus@ipsk12.net](mailto:bhegedus@ipsk12.net)

**CREDITS:** This presentation template was created  
by **Slidesgo**, including icons by **Flaticon** and  
infographics & images by **Freepik**.

Please keep this slide for attribution

